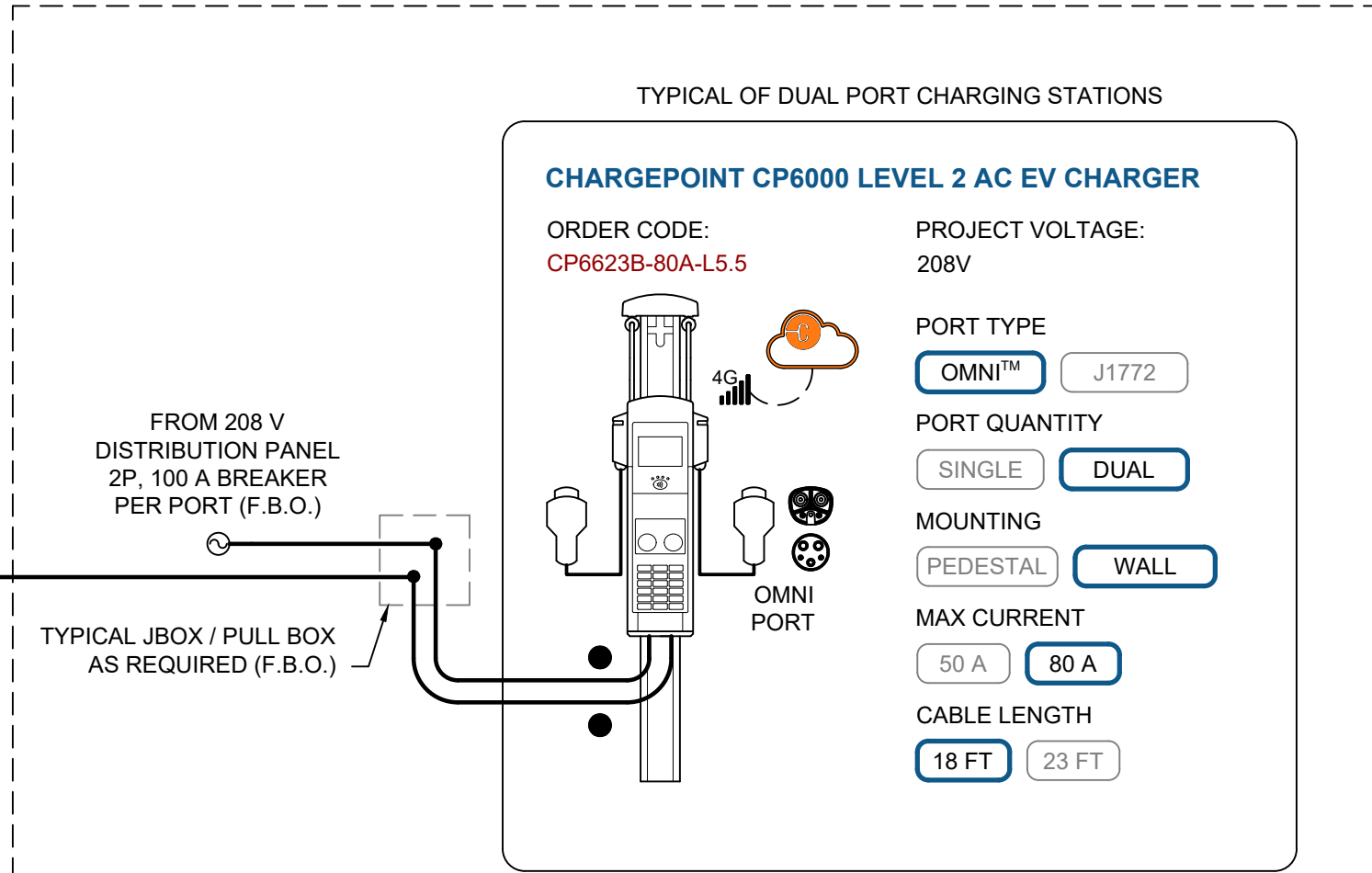


QUOTATION/PRICING REQUESTS:
CONTRACTORS TO CONTACT ELECTRICAL DISTRIBUTORS.

OTHER INQUIRIES:
CONTACT CHARGEPOINT DIRECTLY VIA EMAIL AT SPECIFICATIONS@CHARGEPOINT.COM
OR VISIT CHARGEPOINT'S HOMEPAGE AT [HTTPS://WWW.CHARGEPOINT.COM/#CHPT](https://www.chargepoint.com/#CHPT)



TYPICAL LEVEL 2 EV CHARGING STATION - DEDICATED CIRCUIT PER PORT
CIRCUIT-LEVEL POWER MANAGEMENT NOT REQUIRED
PANEL AND/OR SITE-LEVEL POWER MANAGEMENT MAY BE REQUIRED



ESTIMATED RANGE PER HOUR (RPH)
DEDICATED CIRCUIT PER PORT

PANEL VOLTAGE: 208 V / 120 V, 3P4W
BRANCH CIRCUIT BREAKER: 2-POLE, 100 A

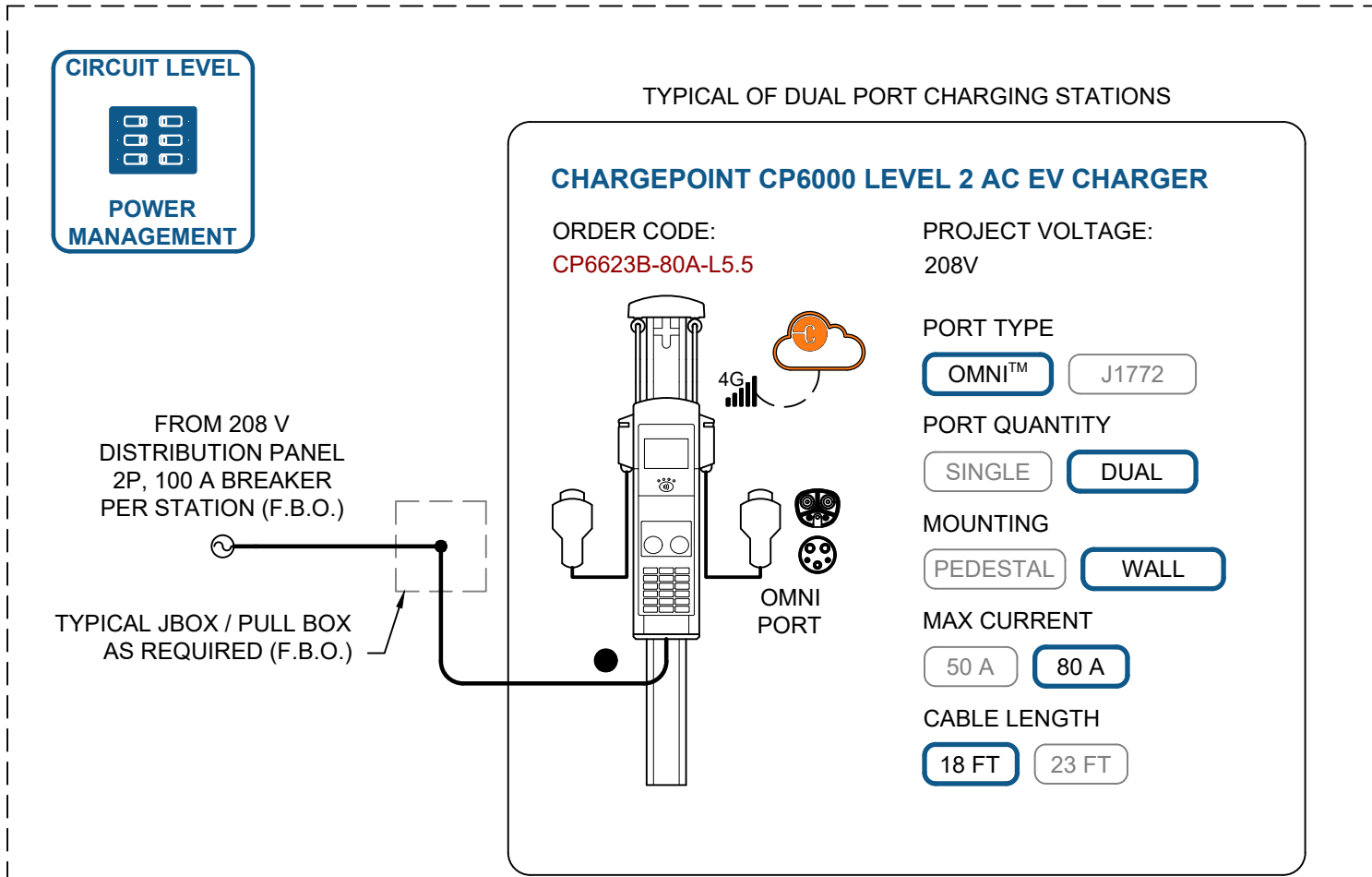
PORTS IN USE	OUTPUT PER PORT A	RPH PER PORT (MILES)	MPDAY ₄	MPDAY ₈
1	80	16.64	50	200
2	80	16.64	50	399

MPDAY₄ = RANGE ADDED IN 4 HOURS
MPDAY₈ = RANGE ADDED IN 8 HOURS

NOTES

- ESTIMATED RPH BASED ON AVG. PASSENGER CAR EFFICIENCY (~3 MILES / KWH). ACTUAL RPH MAY VARY BASED ON VEHICLE MAKE AND MODEL.
- ADDITIONAL REDUCTIONS IN RPH MAY OCCUR DUE TO PANEL AND SITE-LEVEL POWER MANAGEMENT.
- MPDAY₄ AND MPDAY₈ ARE CALCULATED AS THE WORST CASE SCENARIO, ASSUMING ALL PORTS ARE CONNECTED AND ACTIVELY CHARGING.

TYPICAL LEVEL 2 EV CHARGING STATION - DEDICATED CIRCUIT PER STATION
REQUIRES CIRCUIT-LEVEL POWER MANAGEMENT VIA CHARGEPOINT SOFTWARE PER NEC 625.42



ESTIMATED RANGE PER HOUR (RPH)
SHARED CIRCUIT - CIRCUIT LEVEL POWER MANAGEMENT REQUIRED

PANEL VOLTAGE: 208 V / 120 V, 3P4W
BRANCH CIRCUIT BREAKER: 2-POLE, 100 A

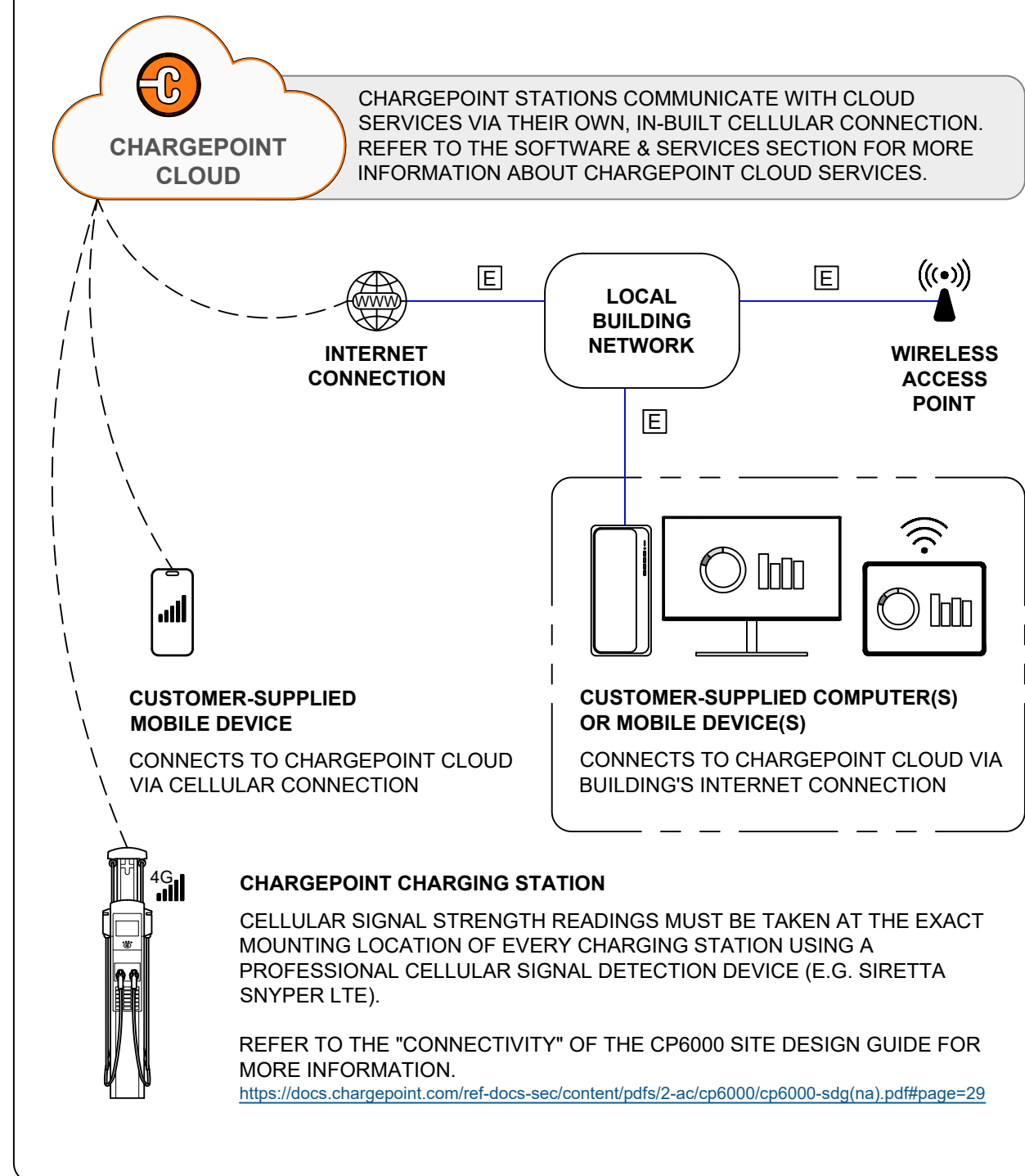
PORTS IN USE	OUTPUT PER PORT A	RPH PER PORT (MILES)	MPDAY ₄	MPDAY ₈
1	80	16.64	50	200
2	40	8.32	25	100

MPDAY₄ = RANGE ADDED IN 4 HOURS
MPDAY₈ = RANGE ADDED IN 8 HOURS

NOTES

- ESTIMATED RPH BASED ON AVG. PASSENGER CAR EFFICIENCY (~3 MILES / KWH). ACTUAL RPH MAY VARY BASED ON VEHICLE MAKE AND MODEL.
- ADDITIONAL REDUCTIONS IN RPH MAY OCCUR DUE TO PANEL AND SITE-LEVEL POWER MANAGEMENT.
- MPDAY₄ AND MPDAY₈ ARE CALCULATED AS THE WORST CASE SCENARIO, ASSUMING ALL PORTS ARE CONNECTED AND ACTIVELY CHARGING.

CHARGEPOINT NETWORK DIAGRAM




CHARGEPOINT POWER MANAGEMENT

HIERARCHICAL POWER MANAGEMENT

- ENABLES OVERSUBSCRIPTION OF TRANSFORMERS, PANELS, AND / OR CIRCUITS.
- ELIMINATES NEED FOR EXTERNAL LOAD MANAGEMENT DEVICES IN UPSTREAM ELECTRICAL INFRASTRUCTURE.
- MEETS STANDARDS SET BY NEC 625.42 FOR LOAD MANAGEMENT

CAN INCLUDE ANY OR ALL OF THE FOLLOWING:



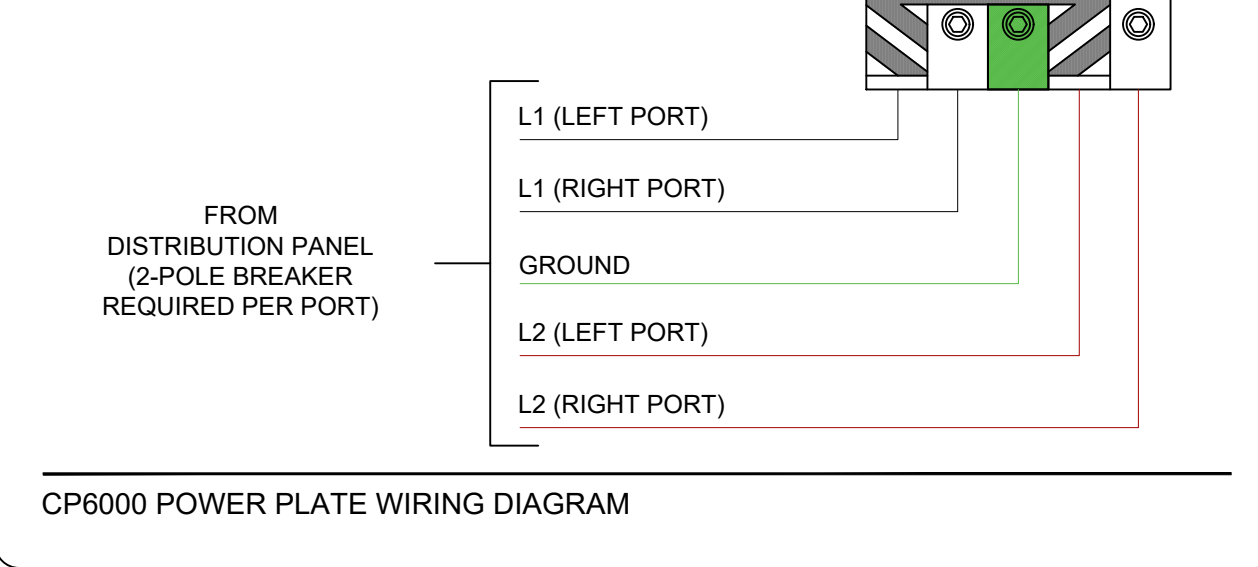
RECOMMENDED EQUIPMENT SIZES

TRANSFORMER RATING (KVA)	MAX QTY OF PORTS
30	9
45	13
75	22
112.5	33
150	45
225	67
300	90
500	150
750	225

RECOMMENDED MAIN BREAKER SIZING WITH PANEL-LEVEL POWER MANAGEMENT			
PANEL VOLTAGE:		208 V / 120 V	
BRANCH CIRCUIT BREAKER (PER PORT):		2-POLE, 100A	
MCB RATING (A)	MAX QTY OF PORTS	MAX AMPS PER PORT	MIN AMPS PER PORT
125	10	80 A	16 A
200	17		
225	19		
400	34		
600	51		
800	68		

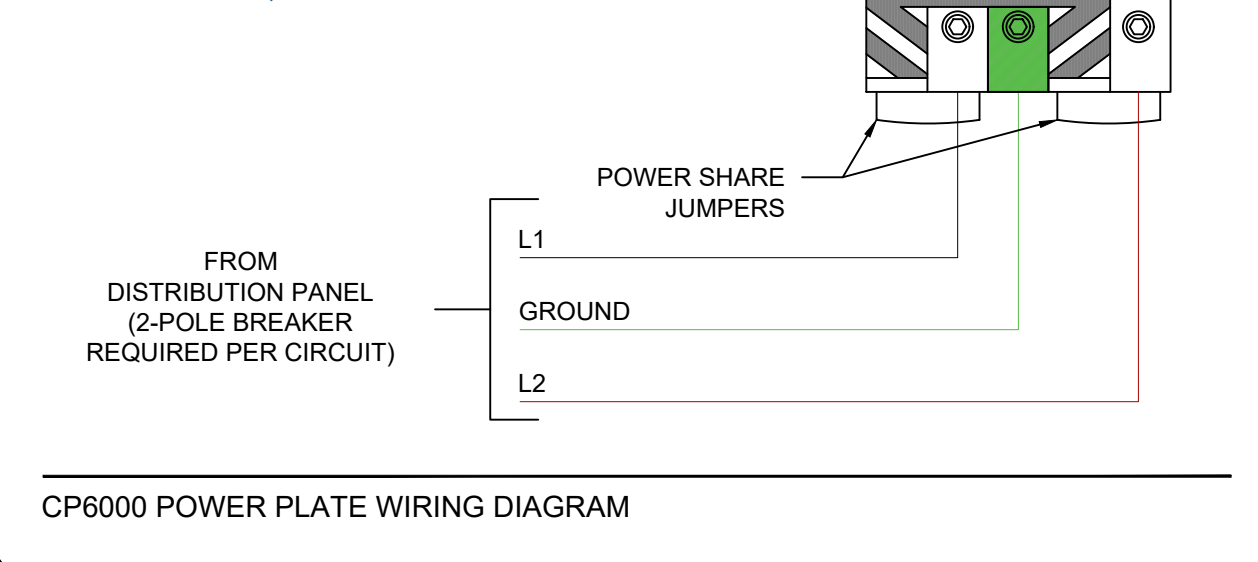
TRANSFORMER AND BREAKER SIZES SHOWN IN ABOVE TABLES ARE RECOMMENDATIONS. E.E. AND/OR E.C. TO VERIFY ELECTRICAL SPECIFICATIONS MEET CODE REQUIREMENTS. RECOMMENDATIONS ABOVE MAINTAIN A MINIMUM OUTPUT OF > 3.3 kW PER PORT @ 208 V~.

DUAL CIRCUIT, DUAL PORT



CP6000 POWER PLATE WIRING DIAGRAM

SINGLE CIRCUIT, DUAL OR SINGLE PORT



CP6000 POWER PLATE WIRING DIAGRAM

LEGEND

- AC POWER FEED FROM DISTRIBUTION
- (3) CONDUCTORS, MAX 1/0 AWG
- ETHERNET CONNECTION
- SAE J1772 CONNECTOR
- 4G LTE CELLULAR CONNECTION
- WIFI CONNECTION
- CHARGEPOINT CLOUD SERVICES
- SAE J3400 (NACS) CONNECTOR

GENERAL NOTES

- ALL OVERCURRENT PROTECTION DEVICES, CONDUCTORS, AND CONDUIT SIZES PROVIDED ON THIS DRAWING ARE PROVIDED BY CHARGEPOINT FOR REFERENCE ONLY. SITE SPECIFIC WIRE SIZING SHALL BE PERFORMED BY THE INSTALLATION CONTRACTOR TAKING INTO ACCOUNT LOCAL CONDITIONS AND CODES / STANDARDS.
- CHARGEPOINT PRODUCTS TO BE INSTALLED BY A LICENSED CONTRACTOR WITH CHARGEPOINT INSTALLER CERTIFICATIONS.
- FOR MORE INFORMATION ABOUT CHARGEPOINT'S CP6000 LEVEL 2 AC CHARGER, REFER TO THE FOLLOWING LINKS:
 - CP6000 DATASHEET: <https://docs.chargepoint.com/ref-docs-sec/content/pdfs/2-ac/cp6000/cp6000-ds-commercial-na.pdf>
 - CP6000 SITE DESIGN GUIDE: <https://docs.chargepoint.com/ref-docs-sec/content/pdfs/2-ac/cp6000/cp6000-sdg-na.pdf>
 - INSTALLATION GUIDES AVAILABLE TO CERTIFIED INSTALLERS: <https://www.chargepoint.com/partners/training-certification>

SOFTWARE & SERVICES

CHARGEPOINT CLOUD PLANS

ALL CP6000 STATIONS REQUIRE AN ACTIVE CHARGEPOINT CLOUD PLAN. EITHER A COMMERCIAL CLOUD PLAN OR AN ENTERPRISE CLOUD PLAN IS REQUIRED PER CHARGING PORT.

FOR MORE INFORMATION ON CLOUD PLAN FEATURES, SEE TABLE BELOW AND VISIT:
<https://www.chargepoint.com/download-file/cp-cloud-plans-comparison-matrix-commercial>

CATEGORY	PLAN FEATURE	COMMERCIAL PLAN	ENTERPRISE PLAN
GENERAL SUPPORT	4G LTE CELLULAR NETWORK CONNECTION	✓	✓
	BASIC API ACCESS	✓	✓
	24/7 SUPPORT FOR STATION HOSTS & DRIVERS	✓	✓
STATION MANAGEMENT	STATION SOFTWARE UPDATES	✓	✓
	REAL-TIME STATION STATUS	✓	✓
	AGGREGATED REPORTING & ANALYTICS	✓	✓
	USER MANAGEMENT & ADMINISTRATIVE TOOLS	✓	✓
	VALET DASHBOARD	✓	✓
	ON-STATION VIDEO UPLOADS	✓	✓
BASIC POWER MANAGEMENT	STATION MESSAGES	✓	✓
	POWER SHARING AT CIRCUIT, PANEL, & SITE LEVELS	✓	✓
	CABLE SHARING (AC ONLY)	✓	✓
	FIXED POWER DERATING (AC ONLY)	✓	✓
DRIVER MANAGEMENT	HIERARCHICAL POWER SHARING	✓	✓
	DRIVER MOBILE APP & WEB PORTAL	✓	✓
	ACCESS CONTROL	✓	✓
	PRICING CONTROL	✓	✓
	CONNECTIONS	✓	✓
	NOTIFY ME WHEN AVAILABLE	✓	✓
	WAITLIST	✓	✓
	SHOW STATIONS ON CHARGEPOINT NETWORK MAP	✓	✓
	EV CHARGING NETWORK ROAMING	✓	✓
	TAP TO CHARGE	✓	✓
ADVANCED POWER MANAGEMENT	API SUPPORTING DEMAND MANAGEMENT		✓
	TIME OF USE POWER SHARING		✓
	REPORTING ON METER DATA AND ADVANCED ANALYTICS		✓

INSTALLATION & ACTIVATION

INSTALLATION	REQUIRED	ACTIVATION	REQUIRED
INSTALLATION TO BE COMPLETED BY AN ENTITY HOLDING THE CP6000 INSTALLATION MICROCREDENTIAL* FROM CHARGEPOINT UNIVERSITY.		ORDER CODE: CP-ACTIVATION REQUIRED FOR ALL CP6000 STATIONS. INCLUDES ACTIVATION OF STATIONS BY A CHARGEPOINT REMOTE SERVICES TECHNICIAN.	
* CHARGEPOINT RECOMMENDS SELECTING A CHARGEPOINT AC CERTIFIED INSTALLER.		CHARGEPOINT ASSURE® ORDER CODE: CP6000-ASSURE-n* INCLUDES PARTS COSTS AND LABOR COSTS FOR ISSUES COVERED UNDER WARRANTY INCLUDES LABOR AND TRAVEL COVERAGE TO REPAIR ISSUES NOT COVERED UNDER WARRANTY, SUCH AS VANDALISM AND ACCIDENTS. INCLUDES COORDINATION FOR SERVICE VISITS BY A CHARGEPOINT TECHNICAL SUPPORT ENGINEER. VISIT https://www.chargepoint.com/download-file/chargepoint-assure-brochure-us FOR MORE INFORMATION *REPLACE "n" WITH DESIRED YEARS OF SERVICE (1, 2, 3, 4, OR 5 YEARS)	
STANDARD WARRANTY		2 YEARS, PARTS ONLY; STATION MUST BE INSTALLED BY A CHARGEPOINT CERTIFIED TECHNICIAN.	



GLOBAL HEADQUARTERS
240 EAST HACIENDA AVENUE
CAMPBELL, CA 95008
TEL: +1 (408) 841-4500

CONCEPT DRAWING
NOT FOR CONSTRUCTION

DRAWING TITLE:
**CHARGEPOINT CP6000
80A | WALL MOUNT**

TYPICAL SINGLE LINE DIAGRAM

DOCUMENT #: 12106004e
DATE: 08.04.25
DRAWN BY: CMT
SCALE: N.T.S.

SHEET:

EV501