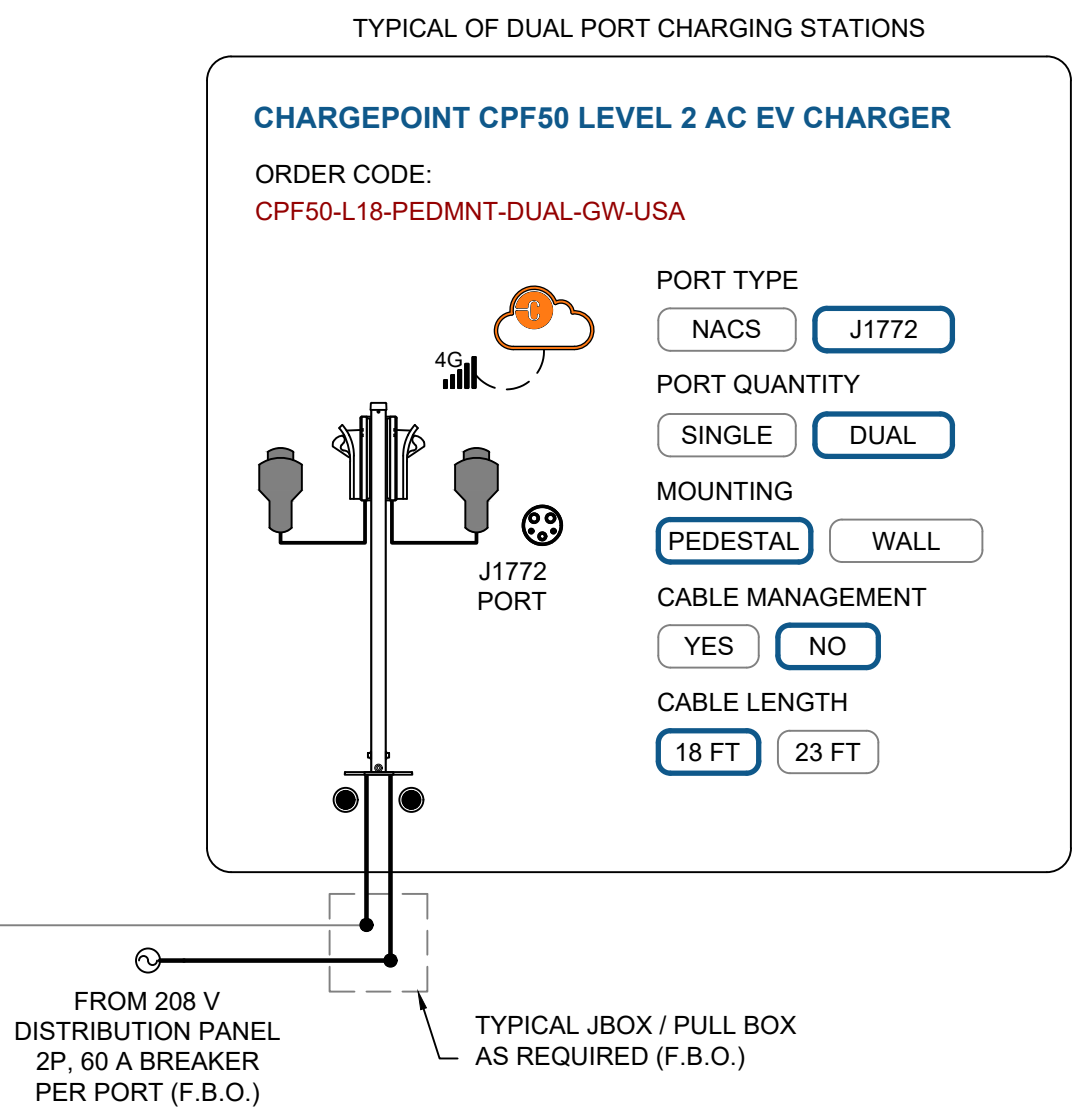


QUOTATION/PRICING REQUESTS:
CONTRACTORS TO CONTACT ELECTRICAL DISTRIBUTORS.

OTHER INQUIRIES:
CONTACT CHARGEPOINT DIRECTLY VIA EMAIL AT SPECIFICATIONS@CHARGEPOINT.COM
OR VISIT CHARGEPOINT'S HOMEPAGE AT [HTTPS://WWW.CHARGEPOINT.COM/#CHPT](https://www.chargepoint.com/#CHPT)



TYPICAL LEVEL 2 EV CHARGING STATION - DEDICATED CIRCUIT PER PORT
CIRCUIT-LEVEL POWER MANAGEMENT NOT REQUIRED
PANEL AND/OR SITE-LEVEL POWER MANAGEMENT MAY BE REQUIRED



ESTIMATED RANGE PER HOUR (RPH)
DEDICATED CIRCUIT PER CHARGING PORT

PANEL VOLTAGE: 208 Y / 120 V, 3P4W
BRANCH CIRCUIT BREAKER: 2-POLE, 60 A

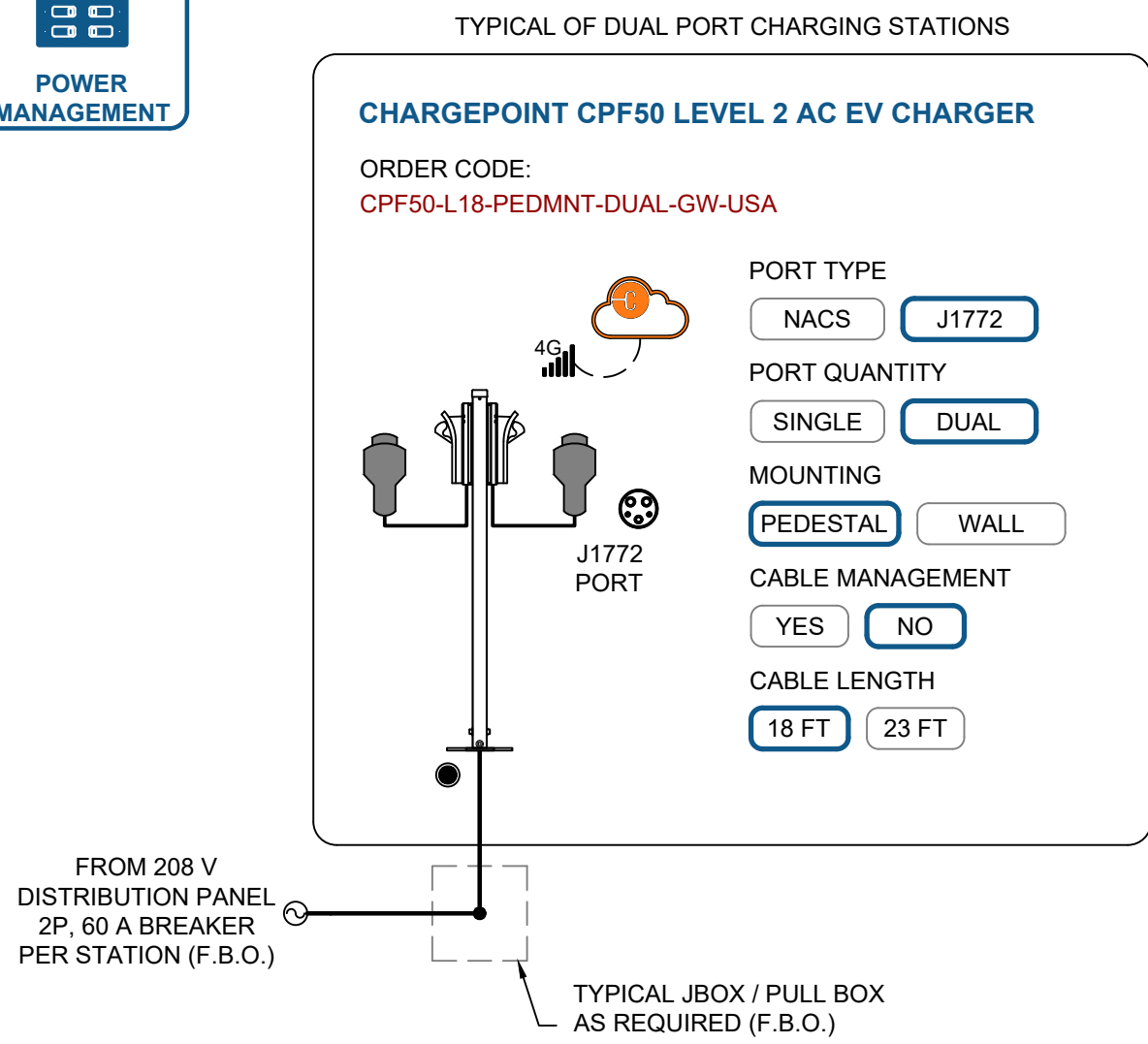

PORTS IN USE	OUTPUT PER PORT A	OUTPUT PER PORT kW	RPH PER PORT (MILES)	MPDAY ₄	MPDAY ₈
1	48	9.98	30	120	240

MPDAY₄ = RANGE ADDED IN 4 HOURS
MPDAY₈ = RANGE ADDED IN 8 HOURS

NOTES

- ESTIMATED RPH BASED ON AVG. PASSENGER CAR EFFICIENCY (~3 MILES / KWH). ACTUAL RPH MAY VARY BASED ON VEHICLE MAKE AND MODEL.
- ADDITIONAL REDUCTIONS IN RPH MAY OCCUR DUE TO PANEL AND SITE-LEVEL POWER MANAGEMENT.
- MPDAY₄ AND MPDAY₈ ARE CALCULATED AS THE WORST CASE SCENARIO, ASSUMING ALL PORTS ARE CONNECTED AND ACTIVELY CHARGING.

TYPICAL LEVEL 2 EV CHARGING STATION - DEDICATED CIRCUIT PER STATION
REQUIRES CIRCUIT-LEVEL POWER MANAGEMENT VIA CHARGEPOINT SOFTWARE PER NEC 625.42



ESTIMATED RANGE PER HOUR (RPH)
SHARED CIRCUIT - CIRCUIT LEVEL POWER MANAGEMENT REQUIRED

PANEL VOLTAGE: 208 Y / 120 V, 3P4W
BRANCH CIRCUIT BREAKER: 2-POLE, 60 A

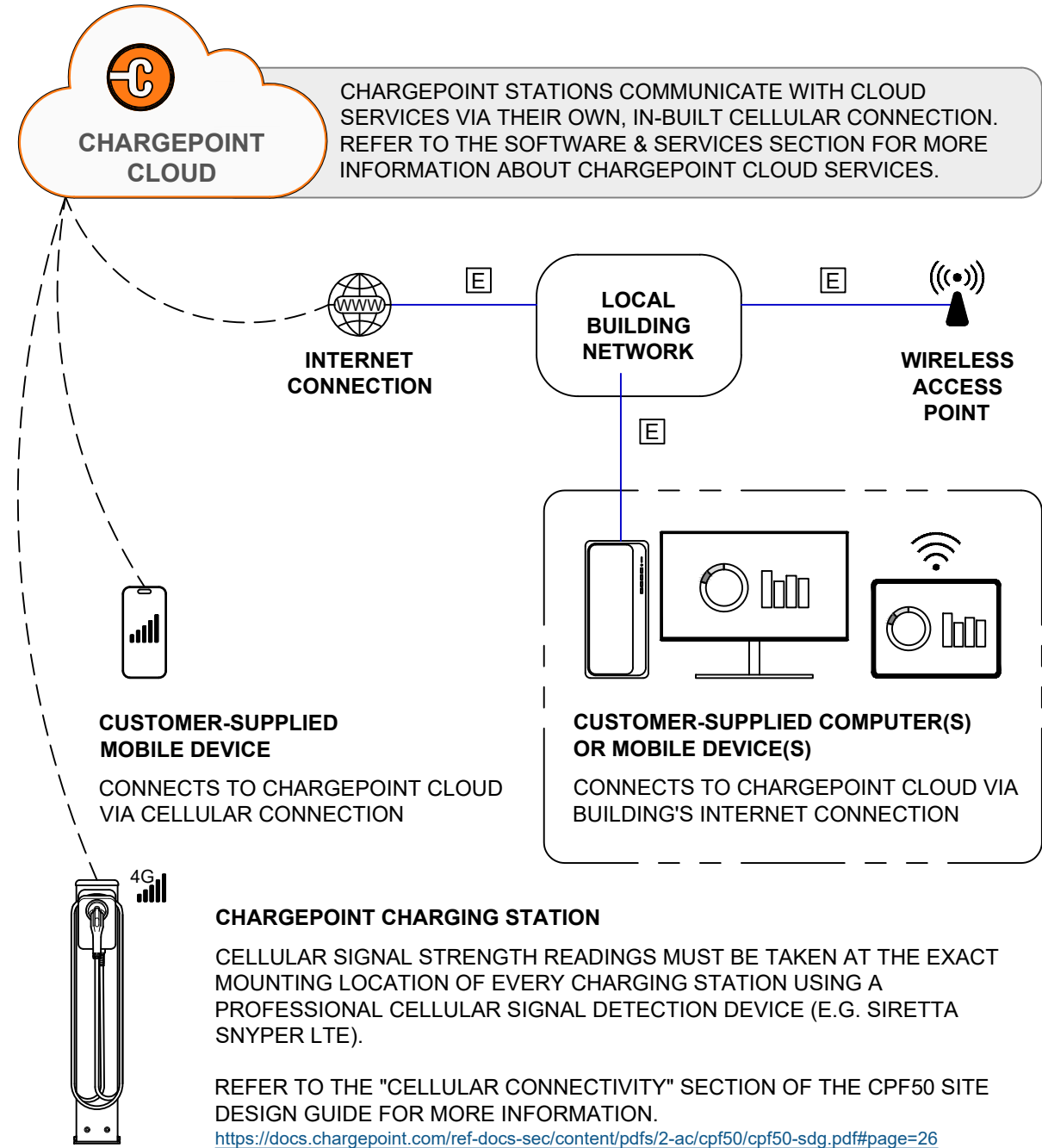
PORTS IN USE	OUTPUT PER PORT A	OUTPUT PER PORT kW	RPH PER PORT (MILES)	MPDAY ₄	MPDAY ₈
1	48	9.98	30	120	240
2	24	4.99	15	60	120

MPDAY₄ = RANGE ADDED IN 4 HOURS
MPDAY₈ = RANGE ADDED IN 8 HOURS

NOTES

- ESTIMATED RPH BASED ON AVG. PASSENGER CAR EFFICIENCY (~3 MILES / KWH). ACTUAL RPH MAY VARY BASED ON VEHICLE MAKE AND MODEL.
- ADDITIONAL REDUCTIONS IN RPH MAY OCCUR DUE TO PANEL AND SITE-LEVEL POWER MANAGEMENT.
- MPDAY₄ AND MPDAY₈ ARE CALCULATED AS THE WORST CASE SCENARIO, ASSUMING ALL PORTS ARE CONNECTED AND ACTIVELY CHARGING.


CHARGEPOINT NETWORK DIAGRAM



CHARGEPOINT POWER MANAGEMENT

HIERARCHICAL POWER MANAGEMENT

- ENABLES OVERSUBSCRIPTION OF TRANSFORMERS, PANELS, AND / OR CIRCUITS.
 - ELIMINATES NEED FOR EXTERNAL LOAD MANAGEMENT DEVICES IN UPSTREAM ELECTRICAL INFRASTRUCTURE.
 - MEETS STANDARDS SET BY NEC 625.42 FOR LOAD MANAGEMENT
- CAN INCLUDE ANY OR ALL OF THE FOLLOWING:



RECOMMENDED EQUIPMENT SIZES

RECOMMENDED SITE TRANSFORMER SIZING WITH SITE-LEVEL POWER MANAGEMENT

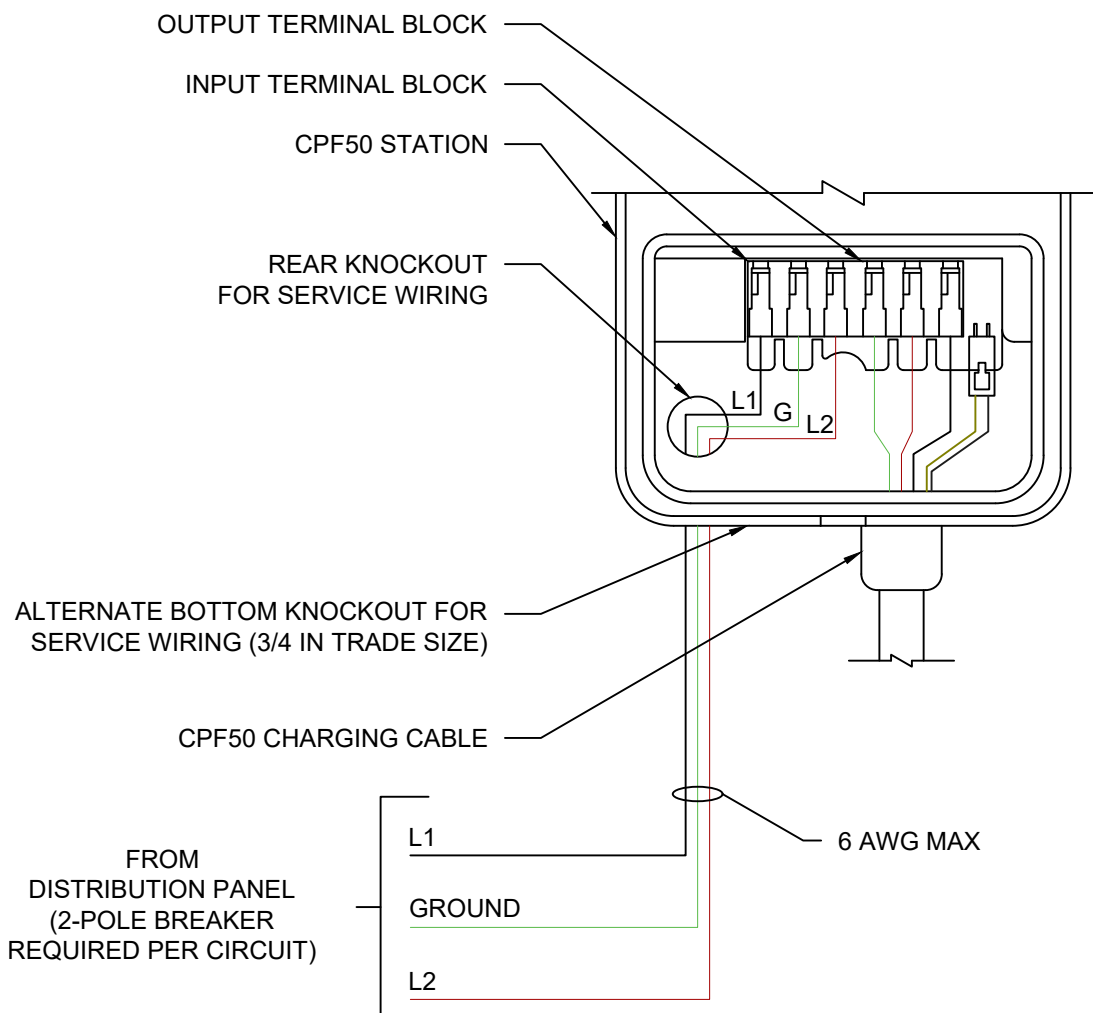
TRANSFORMER RATING (KVA)	MAX QTY OF PORTS
30	9
45	13
75	22
112.5	33
150	45
225	67
300	90
500	150
750	225

RECOMMENDED MAIN BREAKER SIZING WITH PANEL-LEVEL POWER MANAGEMENT

PANEL VOLTAGE: 208 Y / 120 V		
BRANCH CIRCUIT BREAKER (PER PORT): 2-POLE, 60A		
MCB RATING (A)	MAX QTY OF PORTS	MAX AMPS PER PORT
125	10	48 A
200	17	
225	19	
400	34	
600	51	
800	68	
		MIN AMPS PER PORT
		16 A

TRANSFORMER AND BREAKER SIZES SHOWN IN ABOVE TABLES ARE RECOMMENDATIONS. E.E. AND/OR E.C. TO VERIFY ELECTRICAL SPECIFICATIONS MEET CODE REQUIREMENTS. RECOMMENDATIONS ABOVE MAINTAIN A MINIMUM OUTPUT OF > 3.3 kW PER PORT @ 208 V~.

CPF50 WIRING DIAGRAM



LEGEND

- AC POWER FEED FROM DISTRIBUTION
- (3) CONDUCTORS, 6 AWG OR 8 AWG
- ETHERNET CONNECTION
- SAE J1772 CONNECTOR
- 4G LTE CELLULAR CONNECTION
- WIFI CONNECTION
- CHARGEPOINT CLOUD SERVICES
- SAE J3400 (NACS) CONNECTOR

GENERAL NOTES

- ALL OVERCURRENT PROTECTION DEVICES, CONDUCTORS, AND CONDUIT SIZES PROVIDED ON THIS DRAWING ARE PROVIDED BY CHARGEPOINT FOR REFERENCE ONLY. SITE SPECIFIC WIRE SIZING SHALL BE PERFORMED BY THE INSTALLATION CONTRACTOR TAKING INTO ACCOUNT LOCAL CONDITIONS AND CODES / STANDARDS.
- CHARGEPOINT PRODUCTS TO BE INSTALLED BY A LICENSED CONTRACTOR WITH CHARGEPOINT INSTALLER CERTIFICATIONS.
- FOR MORE INFORMATION ABOUT CHARGEPOINT'S CPF50 LEVEL 2 AC CHARGER, REFER TO THE FOLLOWING LINKS:
 - CPF50 DATASHEET: <https://docs.chargepoint.com/ref-docs-sec/content/pdfs/2-ac/cpf50/cpf50-multifamily-ds.pdf>
 - CPF50 SITE DESIGN GUIDE: <https://docs.chargepoint.com/ref-docs-sec/content/pdfs/2-ac/cpf50/cpf50-sdg.pdf>
 - INSTALLATION GUIDES AVAILABLE TO CERTIFIED INSTALLERS: <https://www.chargepoint.com/partners/training-certification>

SOFTWARE & SERVICES

CHARGEPOINT CLOUD PLANS

ALL CPF50 STATIONS REQUIRE AN ACTIVE CHARGEPOINT CLOUD PLAN. A POWER, COMMUNITY OR ESSENTIAL CLOUD PLAN IS REQUIRED PER CHARGING PORT.

ADDITIONAL SOFTWARE OPTIONS AVAILABLE FOR FLEETS. CONTACT YOUR CHARGEPOINT REPRESENTATIVE FOR MORE INFORMATION.

ESSENTIAL PLAN

CPCLD-ESSENTIAL
RECOMMENDED FOR MULTIFAMILY PROPERTIES (OR SIMILAR) WITH ACCESS-CONTROLLED OR SEMI-PUBLIC LOTS
REQUIRES PAID CHARGING
NO UP FRONT COSTS, NO TERM LENGTH

POWER PLAN

CPCLD-POWER-n*
RECOMMENDED FOR ACCESS-CONTROLLED LOTS (E.G. ELECTRIFIED FLEETS, AUTO DEALERSHIPS, ETC.). PAID CHARGING NOT SUPPORTED.

COMMUNITY PLAN

CPCLD-COMMUNITY-n*
RECOMMENDED FOR MULTIFAMILY PROPERTIES (OR SIMILAR) WITH SHARED CHARGING SPACES.

*REPLACE "n" WITH DESIRED YEARS OF SERVICE (1, 2, 3, 4, OR 5 YEARS)

FOR INFORMATION ON POWER, COMMUNITY, AND ESSENTIAL CLOUD PLAN FEATURES, SEE TABLE BELOW AND VISIT: <https://www.chargepoint.com/download-file/cp-cloud-plans-comparison-matrix-commercial>

CATEGORY	PLAN FEATURE	POWER	COMMUNITY	ESSENTIAL
GENERAL SUPPORT	4G LTE CELLULAR NETWORK CONNECTION	✓	✓	✓
	BASIC API ACCESS	✓	✓	✓
	24/7 SUPPORT FOR STATION HOSTS & DRIVERS	✓	✓	✓
STATION MANAGEMENT	STATION SOFTWARE UPDATES	✓	✓	✓
	REAL-TIME STATION STATUS	✓	✓	✓
	AGGREGATED REPORTING & ANALYTICS	✓	✓	✓
	USER MANAGEMENT & ADMINISTRATIVE TOOLS	✓	✓	✓
	VALET DASHBOARD	✓	✓	✓
BASIC POWER MANAGEMENT	STATION MESSAGES	✓	✓	✓
	POWER SHARING AT CIRCUIT, PANEL, & SITE LEVELS	✓	✓	✓
	CABLE SHARING	✓	✓	✓
	FIXED POWER DERATING	✓	✓	✓
	HIERARCHICAL POWER SHARING	✓	✓	✓
DRIVER MANAGEMENT	DELAYED CHARGING SCHEDULING	✓		
	DRIVER MOBILE APP & WEB PORTAL		✓	✓
	ACCESS CONTROL		✓	
	PRICING CONTROL		✓	✓
	CONNECTIONS		✓	
	NOTIFY ME WHEN AVAILABLE		✓	✓
	SHOW STATIONS ON CHARGEPOINT NETWORK MAP			✓*
	EV CHARGING NETWORK ROAMING			✓
	TAP TO CHARGE		✓	✓

*STATIONS ON THE ESSENTIAL CLOUD PLAN WILL SHOW UP ON CHARGING MAP AS RESTRICTED ACCESS.

INSTALLATION & ACTIVATION

INSTALLATION REQUIRED
INSTALLATION TO BE COMPLETED BY AN ENTITY HOLDING THE CPF50 INSTALLATION MICROCREDENTIAL* FROM CHARGEPOINT UNIVERSITY.

* CHARGEPOINT RECOMMENDS SELECTING A CHARGEPOINT AC CERTIFIED INSTALLER.

WARRANTIES

CHARGEPOINT ASSURE® RECOMMENDED

- ORDER CODE: **CPF-ASSURE-n***
- INCLUDES PARTS COSTS AND LABOR COSTS FOR ISSUES COVERED UNDER WARRANTY
- INCLUDES LABOR AND TRAVEL COVERAGE TO REPAIR ISSUES NOT COVERED UNDER WARRANTY, SUCH AS VANDALISM AND ACCIDENTS.
- INCLUDES COORDINATION FOR SERVICE VISITS BY A CHARGEPOINT TECHNICAL SUPPORT ENGINEER.
- NOT AVAILABLE WITH ESSENTIAL CLOUD PLAN.
- VISIT <https://www.chargepoint.com/download-file/chargepoint-assure-brochure-us> FOR MORE INFORMATION

*REPLACE "n" WITH DESIRED YEARS OF SERVICE (1, 2, 3, 4, OR 5 YEARS)

STANDARD WARRANTY

- 2 YEARS, PARTS ONLY; STATION MUST BE INSTALLED BY A CHARGEPOINT CERTIFIED TECHNICIAN.



GLOBAL HEADQUARTERS
240 EAST HACIENDA AVENUE
CAMPBELL, CA 95008
TEL: +1 (408) 841-4500

CONCEPT DRAWING
NOT FOR CONSTRUCTION

DRAWING TITLE:
**CHARGEPOINT CPF50
PEDESTAL MOUNT**

TYPICAL SINGLE LINE DIAGRAM

DOCUMENT #: 12105001c
DATE: 08.04.25
DRAWN BY: CMT
SCALE: N.T.S.

SHEET:

EV501